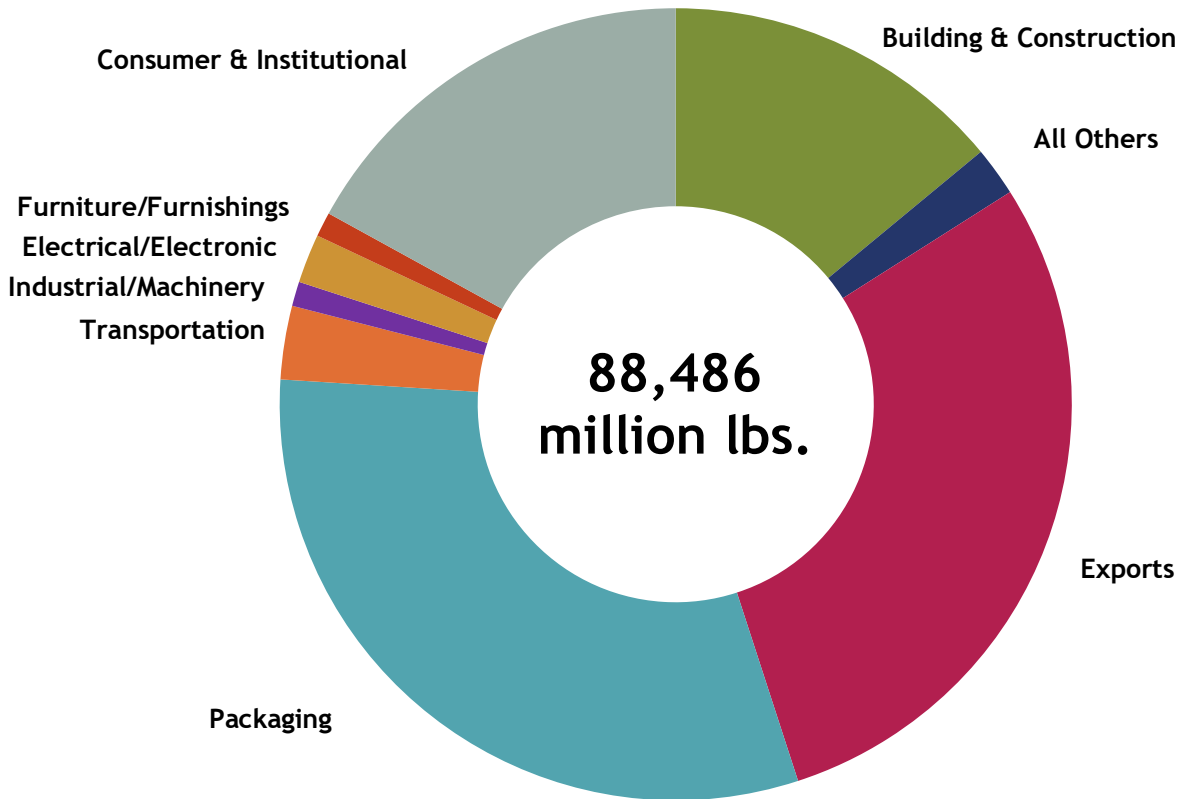





2019 Resin Sales and Captive Use By Major Market

Percentage Distribution of Thermoplastic Resins



	31%	Packaging		All Other	2%
	17%	Consumer & Institutional		Furniture/Furnishings	1%
	29%	Exports		Electrical & Electronic	2%
	14%	Building & Construction		Industrial/Machinery	1%
	3%	Transportation			

Includes only polyethylene (PE), polypropylene (PP), polyvinyl chloride (PVC), polystyrene (PS), and expandable polystyrene (EPS).

Source: ACC Plastics Industry Producers' Statistics Group as compiled by Vault Consulting, LLC.

